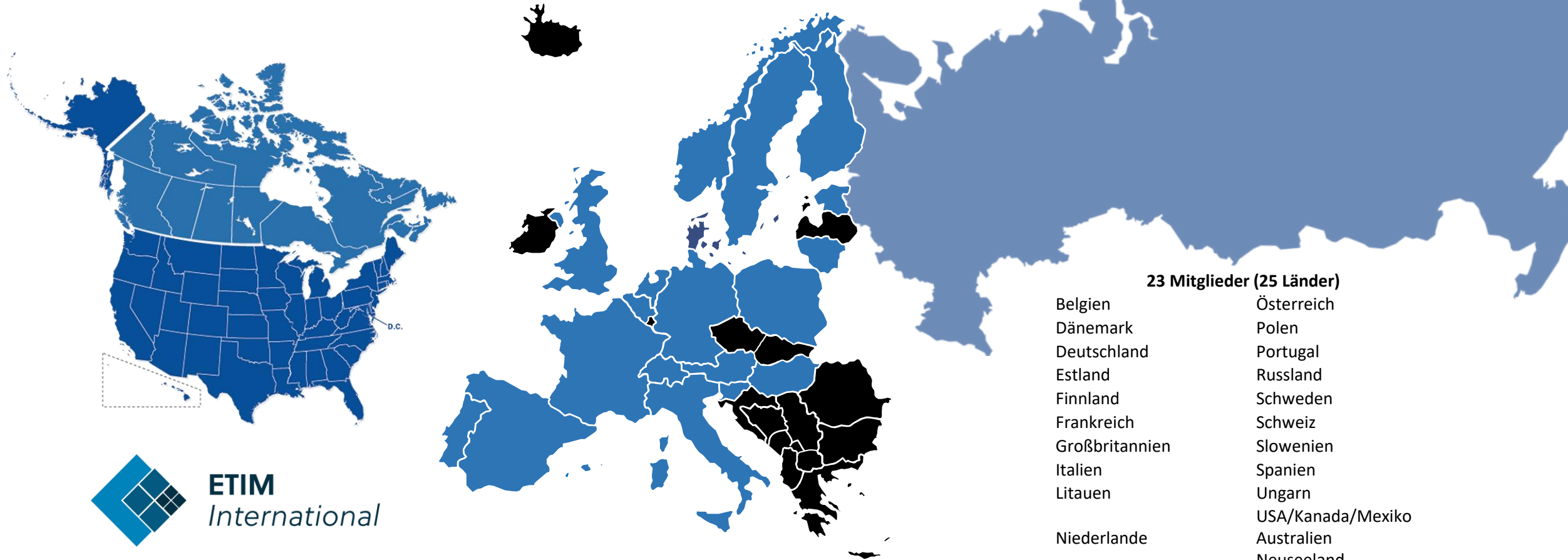


Dimensions, mass, class.
Simply plan digitally with
ETIM-BIM".

INDUSTRY FORUM 2023

ETIM-organisation



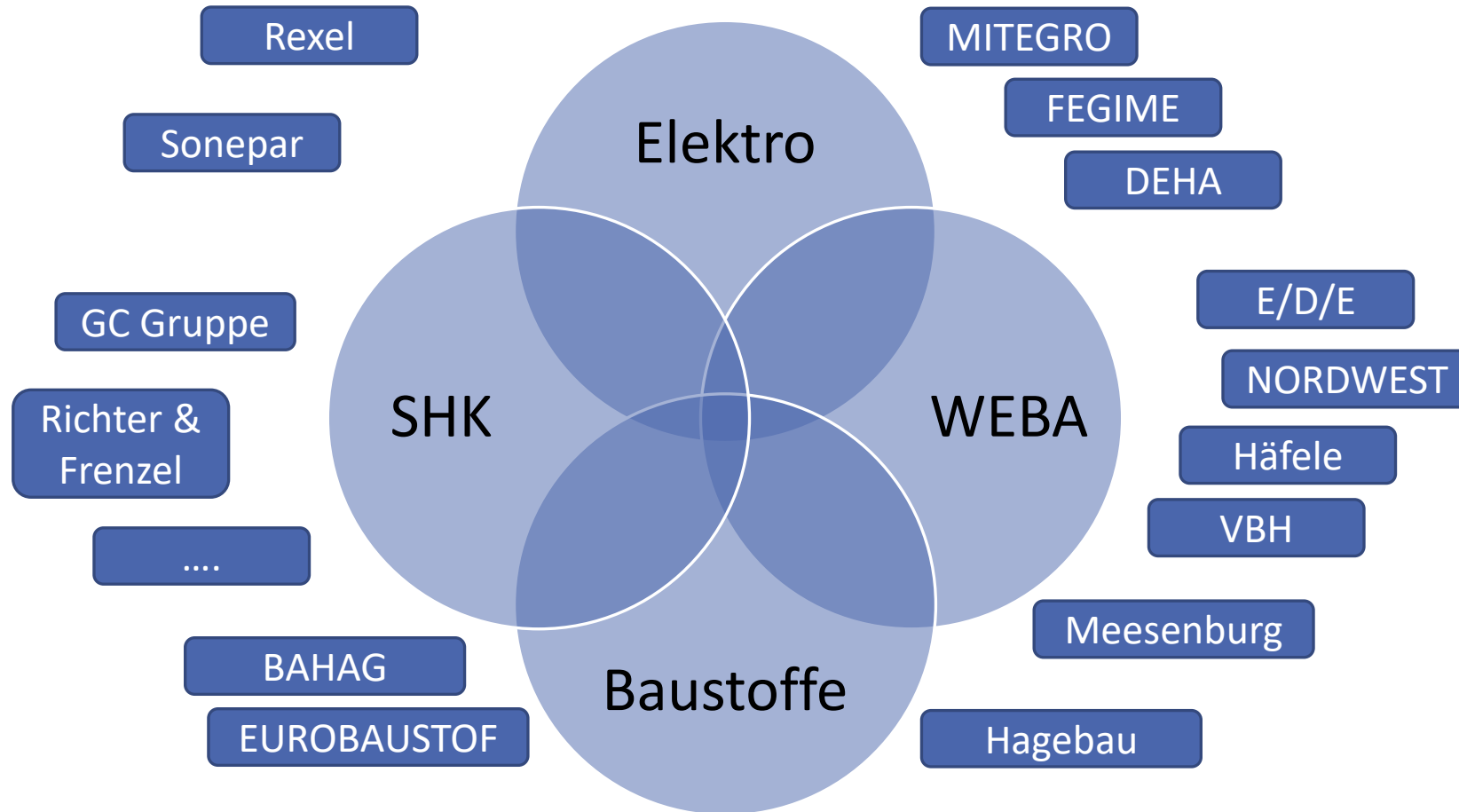
23 Mitglieder (25 Länder)


- | | |
|----------------|-------------------|
| Belgien | Österreich |
| Dänemark | Polen |
| Deutschland | Portugal |
| Estland | Russland |
| Finnland | Schweden |
| Frankreich | Schweiz |
| Großbritannien | Slowenien |
| Italien | Spanien |
| Litauen | Ungarn |
| | USA/Kanada/Mexiko |
| Niederlande | Australien |
| | Neuseeland |
| Norwegen | |



ETIM
International

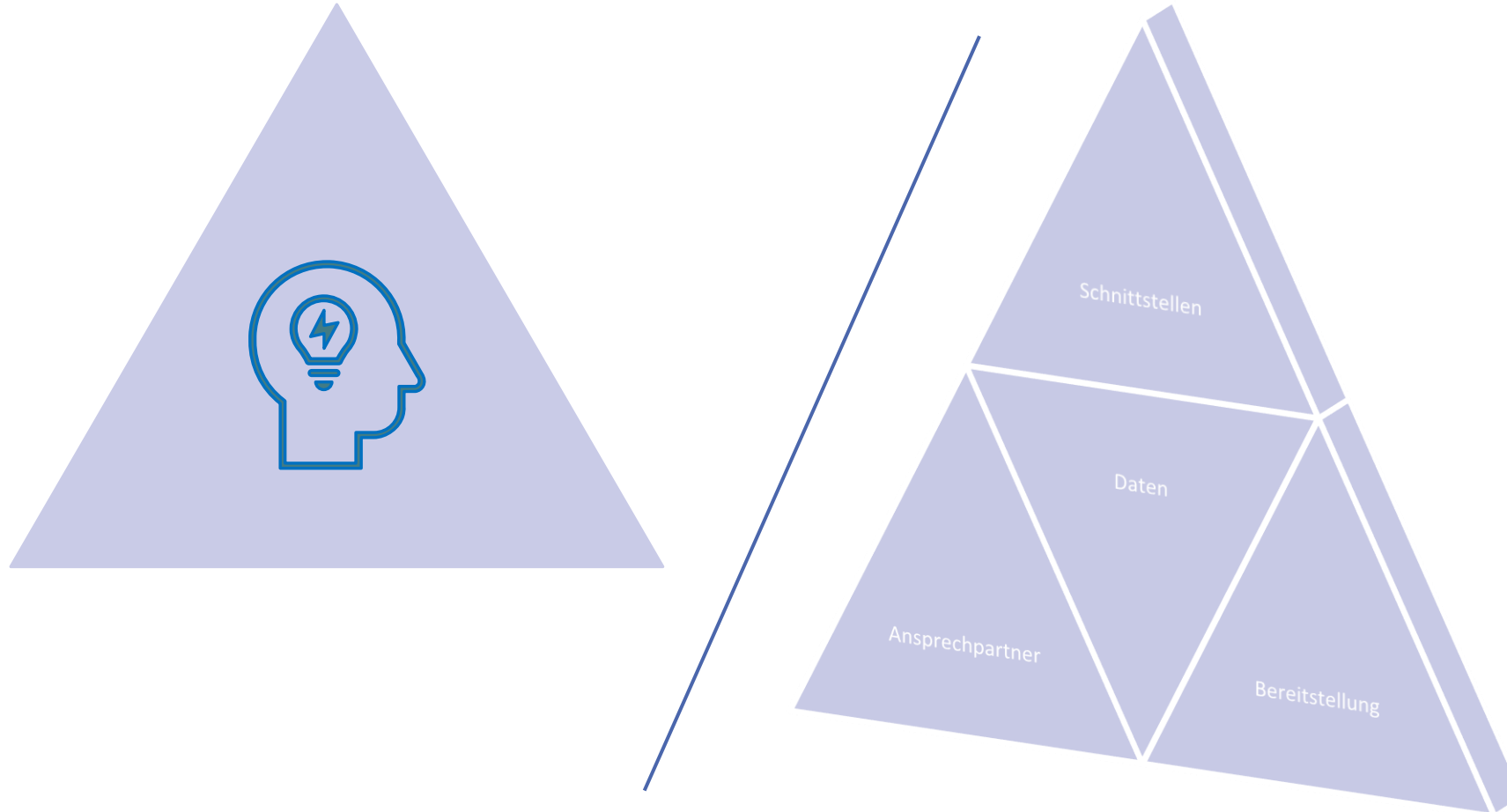
Four sectors / one model






ETIM - BIM

At the beginning there was the analysis



A large elephant is standing in a bright, modern room with light-colored walls and a wooden floor. The elephant's legs and feet are the primary focus, showing its thick, wrinkled skin and large, dark hooves. In the background, there are large windows with white frames, looking out onto a city street with multi-story buildings. The lighting is bright and even, highlighting the texture of the elephant's skin.

Who brings
our
product data
into the
BIM systems?



The builder?

No!



The architect?

NO!



The construction
company?

NO!



BIM

The BIM cloud operator? NO!



The planner?

YES!



He brings the
product data into
the BIM process



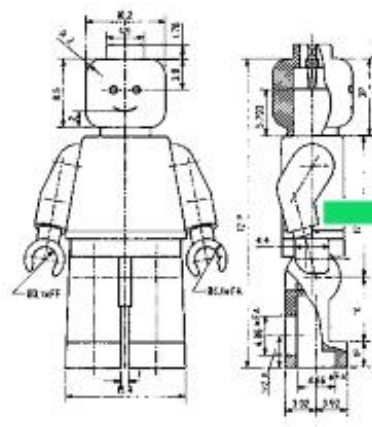
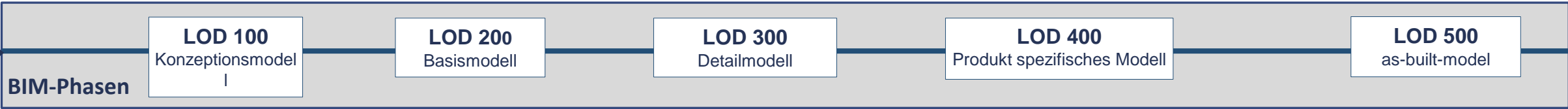
ETIM
Deutschland




We take care of the interfaces to the planner




What data does the planner need?



2 D



3 D



BIM



Simulation

Name: Lego Hose
 Produkt-ID: LEGO123512
 Farbe: RAL5005
 Höhe: 31.2mm
 Breite: 15.6mm
 Länge: 4.7mm
 Fläche: 73.32mm²
 Volumen: 1'830mm³
 Anschaffungskosten: 0.15 CHF
 Gewicht: 20.5g
 Material: Kunststoff
 Hergestellt am: 09.07.2017
 Eingebaut am: 16.09.2017
 Wartungskosten pro Jahr: 0.10 CHF
 Erweiterbarkeit: ja
 Phase: Betrieb

ETIM-MC
 135 from approx. 600
 done

ETIM-EC and BMEcat
 More than 90%
 done

Quelle: LEGO A/S, Giphy

BIM-Objekt = 3D object + attributes, configuration logic, data sheets.... Quelle: ZVEI Herr Jung

Which products are BIM-relevant?

All products installed in the building or on the
property



Do we need a 3D model for all products?

No

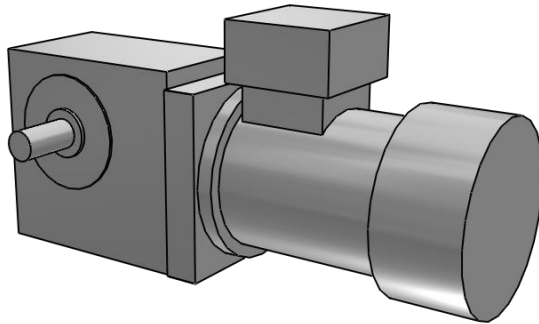


From the meter cabinet yes, from the installed devices no.

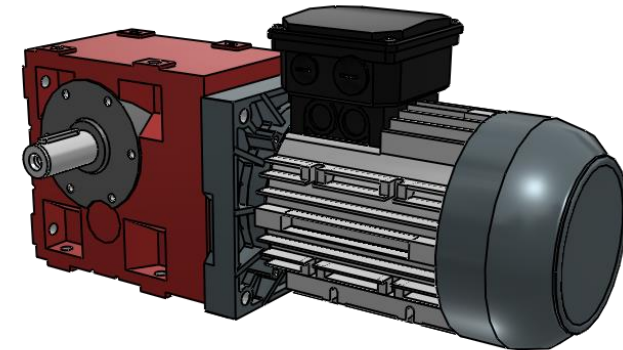
What does the planner need?

Data economy

















































































































ETIM MC



Hersteller MC+



The right format for his 3D software

- +  3D Studio MAX (3D)
- +  Allplan Macro (3D)
- +  Animated GIF (2D)
- +  Animated GIF 640x480 (2D)
- +  ARCHICAD GDL >=19 (3D)
- +  ARCHICAD GSM (Mesh) >=17 (3D)
- +  ARCHICAD GSM >=17 (3D)
- +  ASCON C3D (3D)
- +  AutoCAD >=V14 (3D)
- +  Autodesk Fabrication CADmep (3D)
- +  Autodesk Revit 2017 (3D)
- +  Autodesk Revit 2018 (3D)
- +  Autodesk Revit 2019 (3D)
- +  Autodesk Revit 2020 (3D)
- +  AVEVA E3D (3D)
- +  BeckerCAD (3D)
- +  BMP (2D View) (2D)
- +  BMP (3D View) (2D)
- +  C3D KOMPAS (3D)
- +  C3D RENGAL (3D)
- +  Caddy++ SAT-V4.2 (3D)
- +  Capital Library XML (2D)
- +  Catia (Macro) >=V5 (3D)
- +  Catia >=V5 (3D)
- +  Catia IUA V4 (2D)
- +  Catia IUA V4 (3D)
- +  CoCreate Modeling >=2007 (3D)
- +  COLLADA (3D)
- +  Creo Parametric 3 (3D)
- +  Creo Parametric 4 (3D)
- +  Creo Parametric 5 (3D)
- +  Creo Parametric 6 (3D)
- +  Creo Parametric 7 (3D)
- +  DWF ASCII 5.5 (2D)
- +  DWF Binary 5.5 (2D)
- +  DWF Compressed 5.5 (2D)
- +  DWF DWF V6, ASCII (2D)
- +  DWF V6, UNCOMPRESSED BINARY (2D)
- +  DWG AUTOCAD VERSION 2004 - 2006 (2D)
- +  DWG AUTOCAD VERSION 2004 - 2006 (3D)
- +  DWG AUTOCAD VERSION 2007 - 2009 (2D)
- +  DWG AUTOCAD VERSION 2007 - 2009 (3D)
- +  DWG AUTOCAD VERSION 2010 - 2012 (2D)
- +  DWG AUTOCAD VERSION 2010 - 2012 (3D)
- +  DWG AUTOCAD VERSION 2013 (2D)
- +  DWG AUTOCAD VERSION 2013 (3D)
- +  DXF AUTOCAD VERSION 2004 - 2006 (2D)
- +  DXF AUTOCAD VERSION 2004 - 2006 (3D)
- +  DXF AUTOCAD VERSION 2007 - 2009 (2D)
- +  DXF AUTOCAD VERSION 2007 - 2009 (3D)
- +  DXF AUTOCAD VERSION 2010 - 2012 (2D)
- +  DXF AUTOCAD VERSION 2010 - 2012 (3D)
- +  DXF AUTOCAD VERSION 2013 (2D)
- +  DXF AUTOCAD VERSION 2013 (3D)
- +  HP ME 10 >=V9 (2D)
- +  HPGL V2 (2D)
- +  Inventor 2017 (3D)
- +  Inventor 2018 (3D)
- +  Inventor 2019 (3D)
- +  Inventor 2020 (3D)
- +  Inventor 2021 (3D)
- +  JPEG (2D View) (2D)
- +  JPEG (3D View) (2D)
- +  JT (3D)
- +  Mechanical Desktop >=V5 (3D)
- +  Medusa >=2000 (2D)
- +  MegaCAD SAT-V2.0 (3D)
- +  Metafire 2D (PS2) V2 (2D)
- +  Metafire 2D V1 (2D)
- +  Metafire 3D (PS3) V2 (3D)
- +  MI >=V8 (2D)
- +  Microstation (3D) (3D)
- +  Microstation (DGN) >=V8 (2D)
- +  NX 10 (3D)
- +  NX 11 (3D)
- +  NX 1847 (3D)
- +  NX 1872 (3D)
- +  NX 1926 (3D)
- +  NX 8 (3D)
- +  NX 8.5 (3D)
- +  NX 9 (3D)
- +  NX >=12 (3D)
- +  OBJ (WaveFront) (3D)
- +  One Space Modeling >=2007 (3D)
- +  PARTJava (3D)
- +  PDF 3D 7.01 (3D)
- +  PDF Datasheet (2D)
- +  PRO-Desktop (3D)
- +  SAT 7.0 (3D)
- +  Solid Edge 2019 (3D)
- +  Solid Edge 2020 (3D)
- +  Solid Edge ST10 (3D)
- +  Solid Edge ST7 (3D)
- +  Solid Edge ST8 (3D)
- +  Solid Edge ST9 (3D)
- +  SolidWorks (Macro) >=2001 + (3D)
- +  SolidWorks >=2006 (3D)
- +  STEP AP203 (3D)
- +  STEP AP214 (3D)
- +  STL (3D)
- +  Strakon complex (3D)
- +  Strakon simple (3D)
- +  SVG (2D)
- +  Tendering text GAEB 90 (2D)
- +  Tendering text GAEB XML (2D)
- +  Tendering text Word (2D)
- +  TIFF (2D View) (2D)
- +  Trimble Sketchup (3D)
- +  VDI 3805 (3D)
- +  VisiCad (3D)
- +  VRML >=V1.0 (3D)
- +  VX (Varimetrix) >=V5.0 (2D)

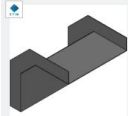

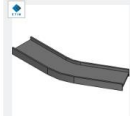
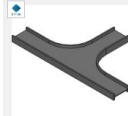

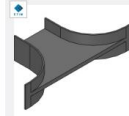
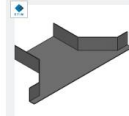


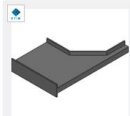


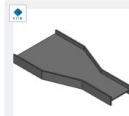
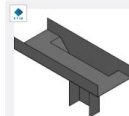
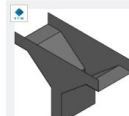
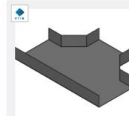
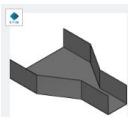
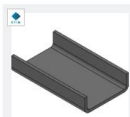
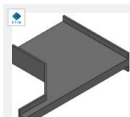
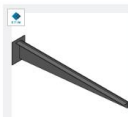

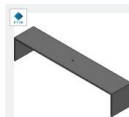


Neutral BIM objects

ETIM Deutschland Willkommen CAD Modelle Hilfe Administration Statistik Administrationshilfe

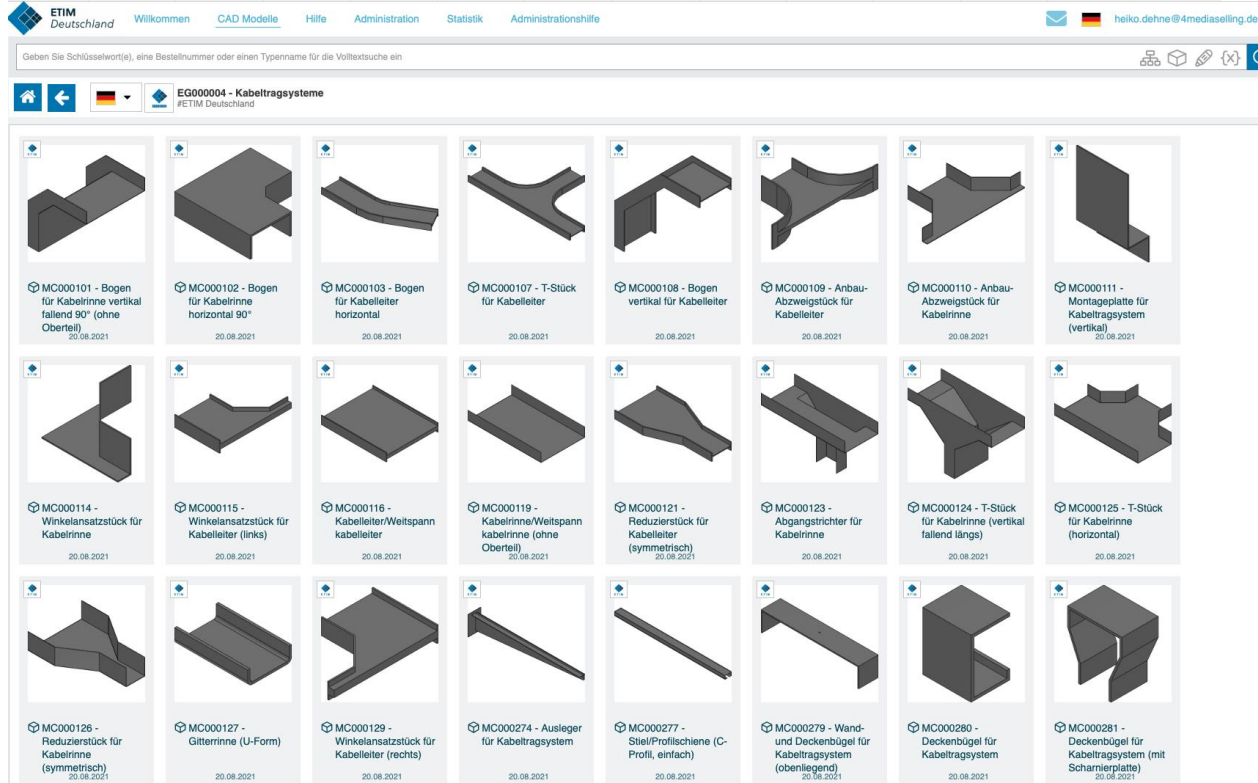
heiko.dehne@4mediaselling.de

Geben Sie Schlüsselwort(e), eine Bestellnummer oder einen Typenname für die Volltextsuche ein

EG000004 - Kabeltragsysteme
#ETIM_Deutschland

 <p>MC000101 - Bogen für Kabelrinne vertikal fallend 90° (ohne Oberteil) 20.08.2021</p>	 <p>MC000102 - Bogen für Kabelrinne horizontal 90° 20.08.2021</p>	 <p>MC000103 - Bogen für Kabelleiter horizontal 20.08.2021</p>	 <p>MC000107 - T-Stück für Kabelleiter 20.08.2021</p>	 <p>MC000108 - Bogen vertikal für Kabelleiter 20.08.2021</p>	 <p>MC000109 - Anbau-Abzweigstück für Kabelleiter 20.08.2021</p>	 <p>MC000110 - Anbau-Abzweigstück für Kabelrinne 20.08.2021</p>	 <p>MC000111 - Montageplatte für Kabeltragsystem (vertikal) 20.08.2021</p>
 <p>MC000114 - Winkelansatzstück für Kabelrinne 20.08.2021</p>	 <p>MC000115 - Winkelansatzstück für Kabelleiter (links) 20.08.2021</p>	 <p>MC000116 - Kabelleiter/Weitspann kabelleiter 20.08.2021</p>	 <p>MC000119 - Kabelrinne/Weitspann kabelrinne (ohne Oberteil) 20.08.2021</p>	 <p>MC000121 - Reduzierstück für Kabelleiter (symmetrisch) 20.08.2021</p>	 <p>MC000123 - Abgangstrichter für Kabelrinne 20.08.2021</p>	 <p>MC000124 - T-Stück für Kabelrinne (vertikal fallend längs) 20.08.2021</p>	 <p>MC000125 - T-Stück für Kabelrinne (horizontal) 20.08.2021</p>
 <p>MC000126 - Reduzierstück für Kabelrinne (symmetrisch) 20.08.2021</p>	 <p>MC000127 - Gitterrinne (J-Form) 20.08.2021</p>	 <p>MC000129 - Winkelansatzstück für Kabelleiter (rechts) 20.08.2021</p>	 <p>MC000274 - Ausleger für Kabeltragsystem 20.08.2021</p>	 <p>MC000277 - Stiel/Profilschiene (C-Profil, einfach) 20.08.2021</p>	 <p>MC000279 - Wand- und Deckenbügel für Kabeltragsystem (obenliegend) 20.08.2021</p>	 <p>MC000280 - Deckenbügel für Kabeltragsystem 20.08.2021</p>	 <p>MC000281 - Deckenbügel für Kabeltragsystem (mit Scharnierplatte) 20.08.2021</p>

All BIM objects in one place



The screenshot displays the ETIM Deutschland website interface. At the top, there is a navigation bar with links for 'Willkommen', 'CAD Modelle', 'Hilfe', 'Administration', 'Statistik', and 'Administrationshilfe'. A search bar is present with the text 'Geben Sie Schlüsselwörter(e), eine Bestellnummer oder einen Typenname für die Volltextsuche ein'. Below the navigation bar, the main content area is titled 'EG000004 - Kabeltragsysteme' and features a grid of 24 BIM object thumbnails. Each thumbnail includes a 3D model of the object, a title, a description, and a date (20.08.2021).

Object ID	Description	Date
MC000101	Bogen für Kabelrinne vertikal fallend 90° (ohne Oberteil)	20.08.2021
MC000102	Bogen für Kabelrinne horizontal 90°	20.08.2021
MC000103	Bogen für Kabelleiter horizontal	20.08.2021
MC000107	T-Stück für Kabelleiter	20.08.2021
MC000108	Bogen vertikal für Kabelleiter	20.08.2021
MC000109	Anbau-Abzweigstück für Kabelleiter	20.08.2021
MC000110	Anbau-Abzweigstück für Kabelrinne	20.08.2021
MC000111	Montageplatte für Kabeltragsystem (vertikal)	20.08.2021
MC000114	Winkelansatzstück für Kabelrinne	20.08.2021
MC000115	Winkelansatzstück für Kabelleiter (links)	20.08.2021
MC000116	Kabelleiter/Weitspannkabelleiter	20.08.2021
MC000119	Kabelrinne/Weitspannkabelrinne (ohne Oberteil)	20.08.2021
MC000121	Reduzierstück für Kabelleiter (symmetrisch)	20.08.2021
MC000123	Abgangstrichter für Kabelrinne	20.08.2021
MC000124	T-Stück für Kabelrinne (vertikal fallend längs)	20.08.2021
MC000125	T-Stück für Kabelrinne (horizontal)	20.08.2021
MC000126	Reduzierstück für Kabelrinne (symmetrisch)	20.08.2021
MC000127	Gitterrinne (J-Form)	20.08.2021
MC000129	Winkelansatzstück für Kabelleiter (rechts)	20.08.2021
MC000274	Ausleger für Kabeltragsystem	20.08.2021
MC000277	Stiel/Profilschiene (C-Profil, einfach)	20.08.2021
MC000279	Wand- und Deckenbügel für Kabeltragsystem (obenliegend)	20.08.2021
MC000280	Deckenbügel für Kabeltragsystem	20.08.2021
MC000281	Deckenbügel für Kabeltragsystem (mit Scharnierplatte)	20.08.2021

This is the ETIM BIM Portal

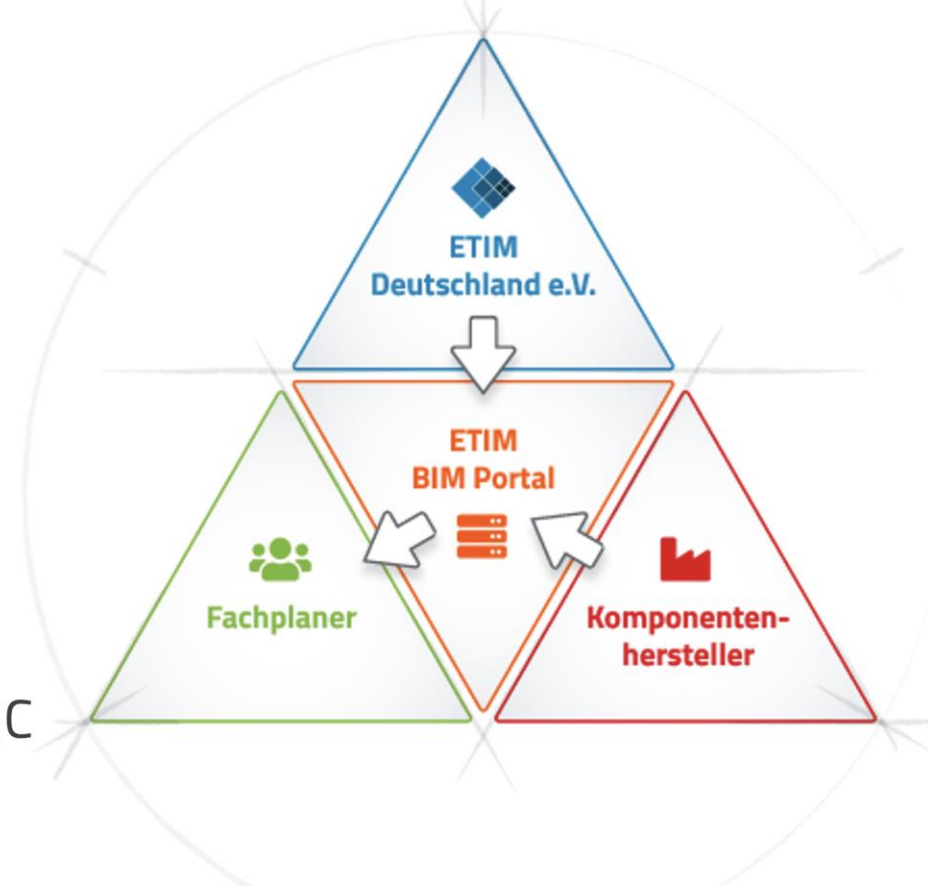


ETIM:

- ETIM EC/MC

Planner:

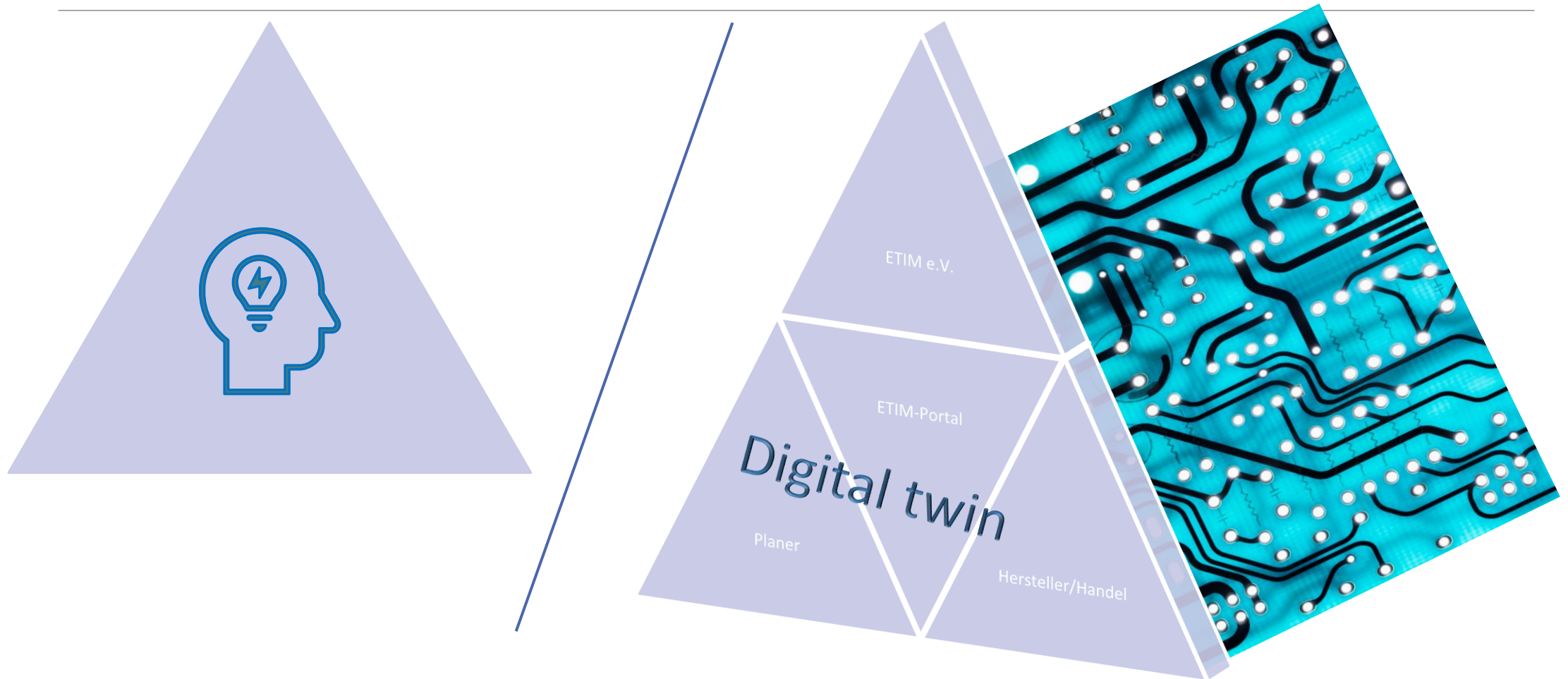
- ETIM EC/MC for neutral planning
- Manufacturer ETIM EC/MC or ETIM EC/MC Plus for detailed planning



Manufacturer :

- ETIM EC/MC
- ETIM EC/MC Plus
 - Higher LOG
 - VDI 3805
 - EPLAN

At the end there is the result





Questions and answers



ETIM
Deutschland



ETIM
Deutschland

Thank you for
your time
