



Progettazione e produzione di articoli tecnici in materiali termoplastici e dei relativi stampi.

Engineering and production of technical items in thermoplastic materials and relative molds.

## CADENAS USER GUIDE

**FM PartCommunity**, developed in collaboration with Cadenas, is the tool for designer that will make the selection and application of our products, simpler and faster.

**FM Partcommunity**, after registration, will let you:

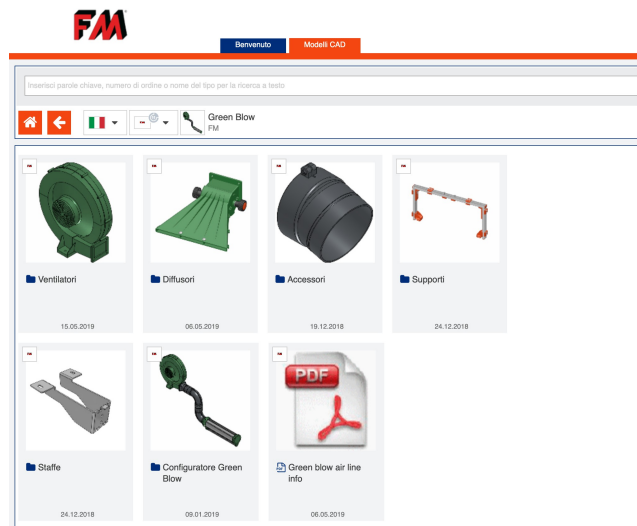
- Obtain **3D file** of the single components of the Air Line;
- **Create** and **compose** your blowing system and download 3D file, starting from the selection of the type of air knife, then adding all the components that will allow the connection with the blower and with your structure;
- **Download** a **pdf data sheet** summary with the list of components and products selected, also useful for requesting a quote.

In addition, the downloadable 3D file is not a generic format, but you can select the format of **your CAD system** so that there are no compatibility and import problems!

- **Single Components:**

Clicking on the Air Line Catalogue it's possible to access to various product families.

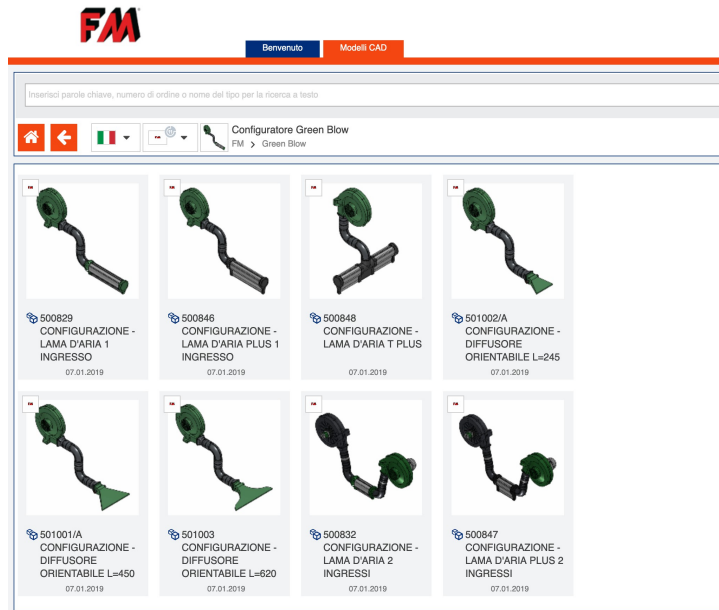
In this way it is possible to download the 3D files of each single component, as well as a pdf file containing information and advice on the possible applications of these products.



- **Configurator:**

Accessing the configurator icon it will be possible to **create** and **compose** your complete blowing system.

- In fact, starting from the selection of the type of air knife or diffuser you can add all the components that will allow the connection with the blower and with your structure.
- Once the configuration is complete, the 3D file of the complete system can be downloaded.



- **Possible Options:**

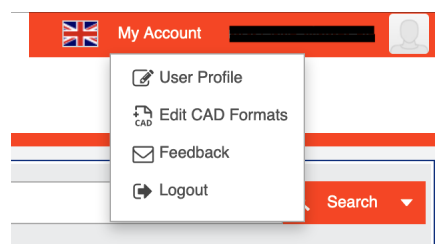
The possible options are:

1. **Generate CAD model:** to download 3D file in desired formats (\*);
2. **Generate PDF Datasheet:** to download a PDF summary of selected components;
3. **Request for quotation:** to send a direct request.

- (\*) **Can't find your 3D file in the downloaded .zip?**

Check that you have selected the CAD (3D and 2D) formats you want in "Edit CAD formats". Click on: "My Account" > "Edit CAD Formats".

This operation must be carried out only the first time, then it will be memorized by the system.



- **System Requirements:**

- **Browser accepted:**

- Microsoft Internet Explorer Versione 6.0 or major;
    - Mozilla Firefox Versione 2.0 or major;
    - Opera Versione 9.0 or major;
    - Google Chrome latest versions.

- **Required browser settings:**

- The following browser settings must be set locally in the user's system:

- Cookies allowed;
    - Java script activated (Java 5.0) into the browser.

- **Required browser settings** (depending on the browser):

- Microsoft Internet Explorer: the use of ActiveX technology must be allowed;
    - Mozilla Firefox: the use of Java technology must be allowed;
    - Opera: the use of Java technology must be allowed;
    - Google Chrome: the use of Java technology must be allowed.